


Refrigerator

Model		KRF-658W	KRF-618W	KRF-528W
Type				
Type		Side by Side	Side by Side	Side by Side
Net Capacity				
Total	L	630	582	482
Refrigerator	L	396	374	320
Freezer	L	210	208	162
General Features				
System		No frost	No frost	No frost
Temp. control / Display		Automatic	Automatic	Automatic
Refrigerant		R600a	R600a	R600a
Climate Type		T	T	T
Star Rating		****	****	****
Certification		CB	CB	CB
Dimensions				
Net Dimension	mm	909x765x1780	920x750x1750	920x680x1750
Packing Dimension	mm	975x815x1880	980x925x1850	980x750x1845
Weight (Net/Gross)	Kg	126/139	98/113	94/106
Loading Qty (40'HQ)	Set	40	48	53

Model		KDFR-430W	KSR-110
Type			
Type		Double Door	Single Door
Net Capacity			
Total	L	420	95
Refrigerator	L	329	/
Freezer	L	91	95
General Features			
System		No frost	Defrost
Temp. control / Display		Mechanical	Mechanical
Refrigerant		R134a	R134a
Climate Type		T	T
Star Rating		****	****
Certification		CB	CB
Dimensions			
Net Dimension	mm	705x692x1821	480x503x845
Packing Dimension	mm	750x710x1865	517x556x882
Weight (Net/Gross)	Kg	75/80	24/26
Loading Qty (40'HQ)	Set	66	276



Zalka - Jawharji Street Tel: +961 4 710866 - 867
E-mail: acsons@cyberia.net.lb Website: www.greeac.com



Refrigerator

Refrigerator




Features KRF-618W / KRF-528W

- No frost
- Fashionable handle design
- LED display with touch button control
- Convective type temperature sensor
- Interior LED lights for compartments
- Anti-overturn positional glass shelf, safe and reliable
- Broad climate change
- Energy -saving and environment protection



Three-dimensional fresh-keeping by air cooling

Air cooling technology, three-dimensional air supply circularly, put an end to the frost phenomenon, lock fresh fully.



Overturn shelf

The shelf located at the top of vegetable part in fridge compartment can be overturned, food can be get without opening the drawer completely.



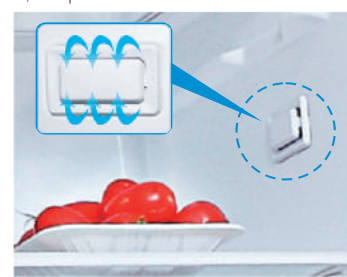
Features KRF-658W

- Multi Air Flow System
- Super ECO energy saving
- 630L super huge storage capacity
- Excellent humidity function for fridge compartment
- Foldable shelf
- Total No Frost
- Multi Ari Duct with bevel angle
- Photosynthetic fresh-keeping technology
- Separated twist ice make



temperature control accurately by convection

Convection type of temperature sensor cover, feeling temperature without barrier, temperature control more accurate.



All pull out drawers

Stainless steel three ball bearing slides, select material, strong and durable, all pull out drawers, perfect demonstration with easy manipulation.



Refrigerator



Features KSR-110

- Separate chiller compartment
- Recessed handle
- Outside condenser & clean back(optional)
- Reversible door with removable door gasket
- Full range temperature control
- Clear view crisper with lid
- Sturdy slide out shelves
- Adjustable front feet
- Interior light
- Energy saving and low noise



Features KDFR-430W

- Full nofrost
- External handle
- Outside condenser & clean back (optional)
- Full range temperature control
- Adjustable front feet & removable door gasket
- Water dispenser optional
- Interior light
- Water dispenser optional
- Energy saving and low noise

